

North Bay Watershed Association



NAPA WICC

March 26, 2015

I Integrated Regional Water Management (IRWM)-North Bay

Prop 84 Basics

North Bay projects- Rounds 1, 2 & Drought Round

2015 Round

II Prop 1 Funding Opportunities

Elements

Bay Area Funding Opportunities

Recent Actions

Prop 84

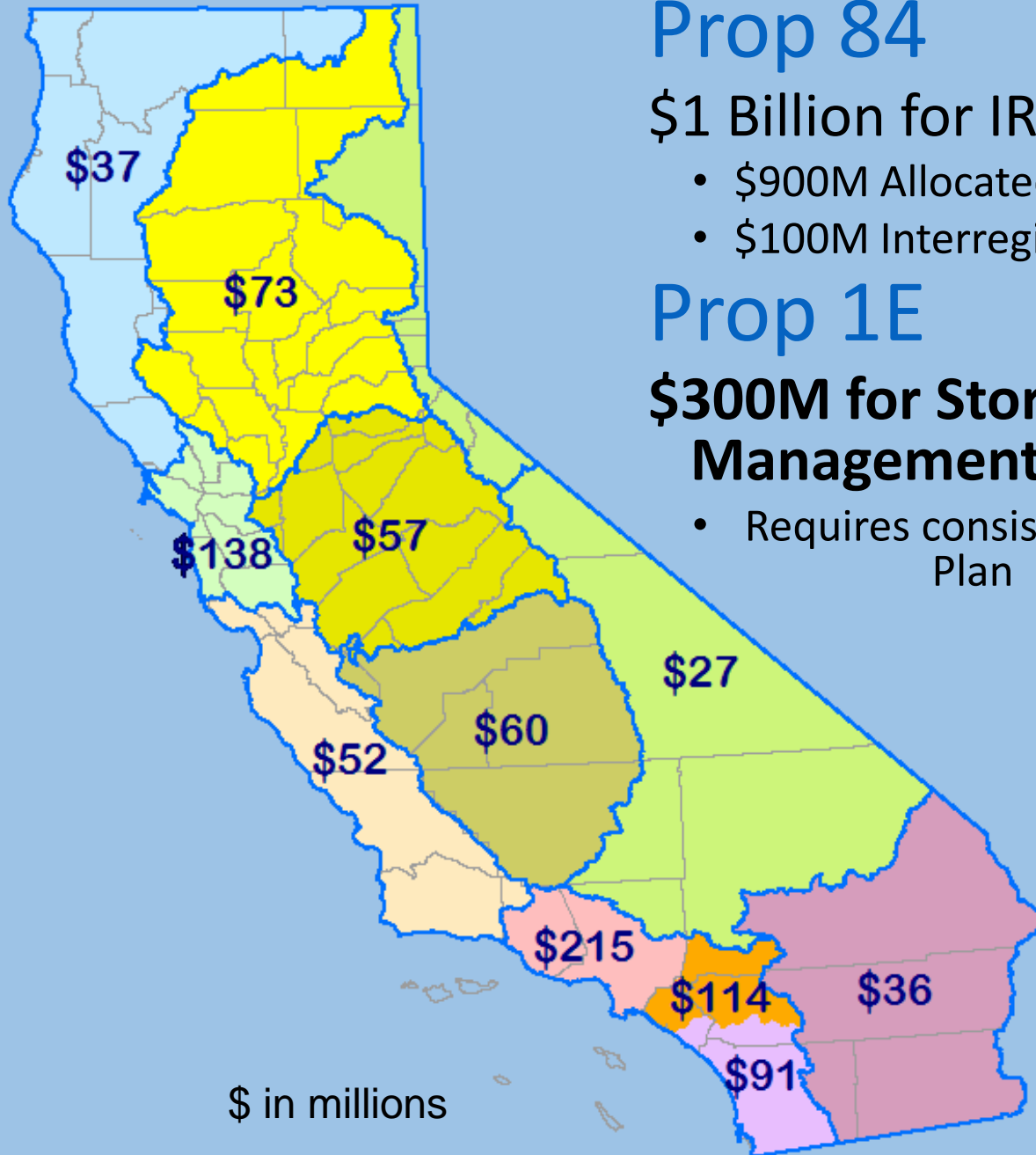
\$1 Billion for IRWM

- \$900M Allocated to 11 Funding Areas
- \$100M Interregional

Prop 1E

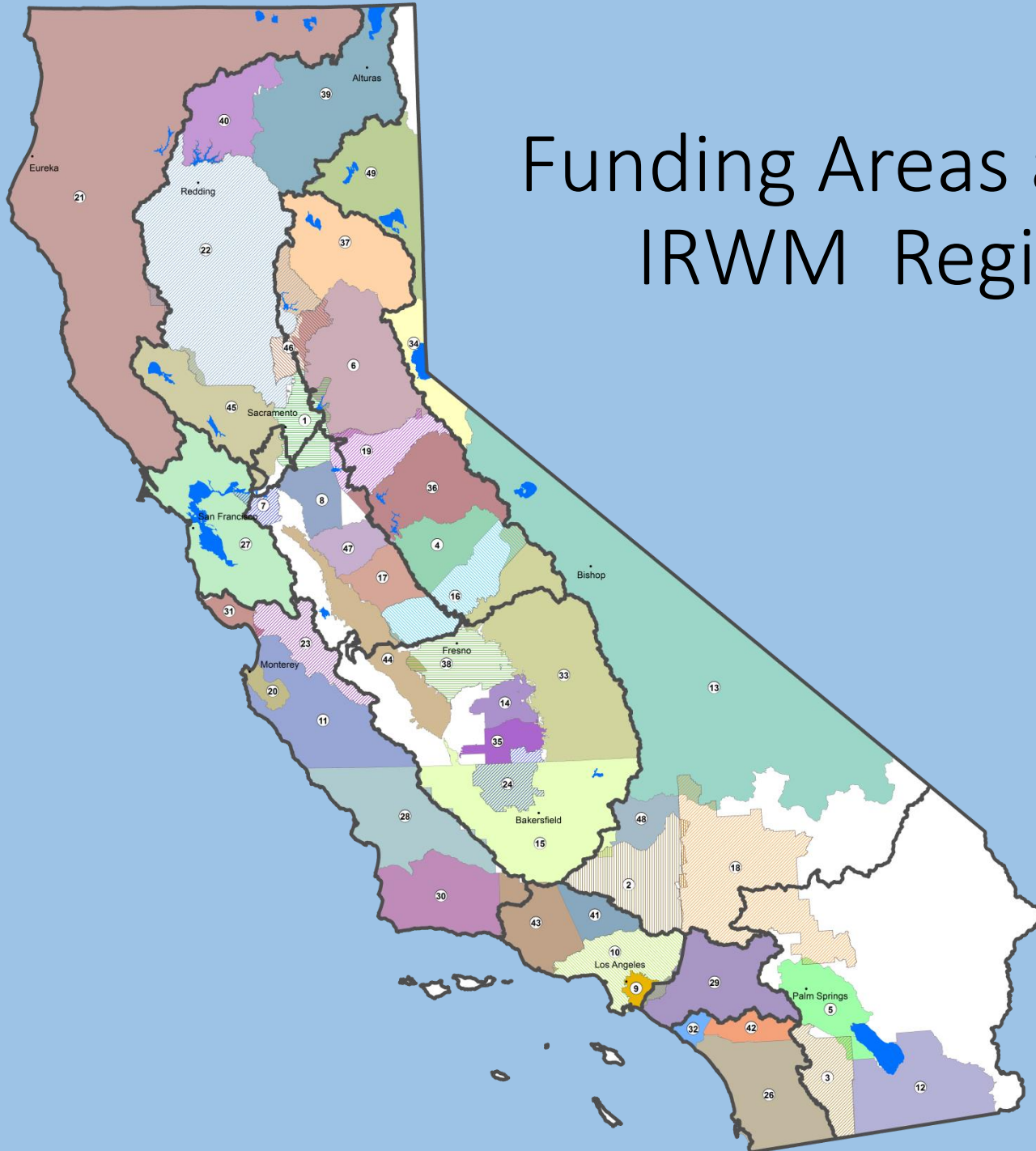
\$300M for Storm Water Flood Management

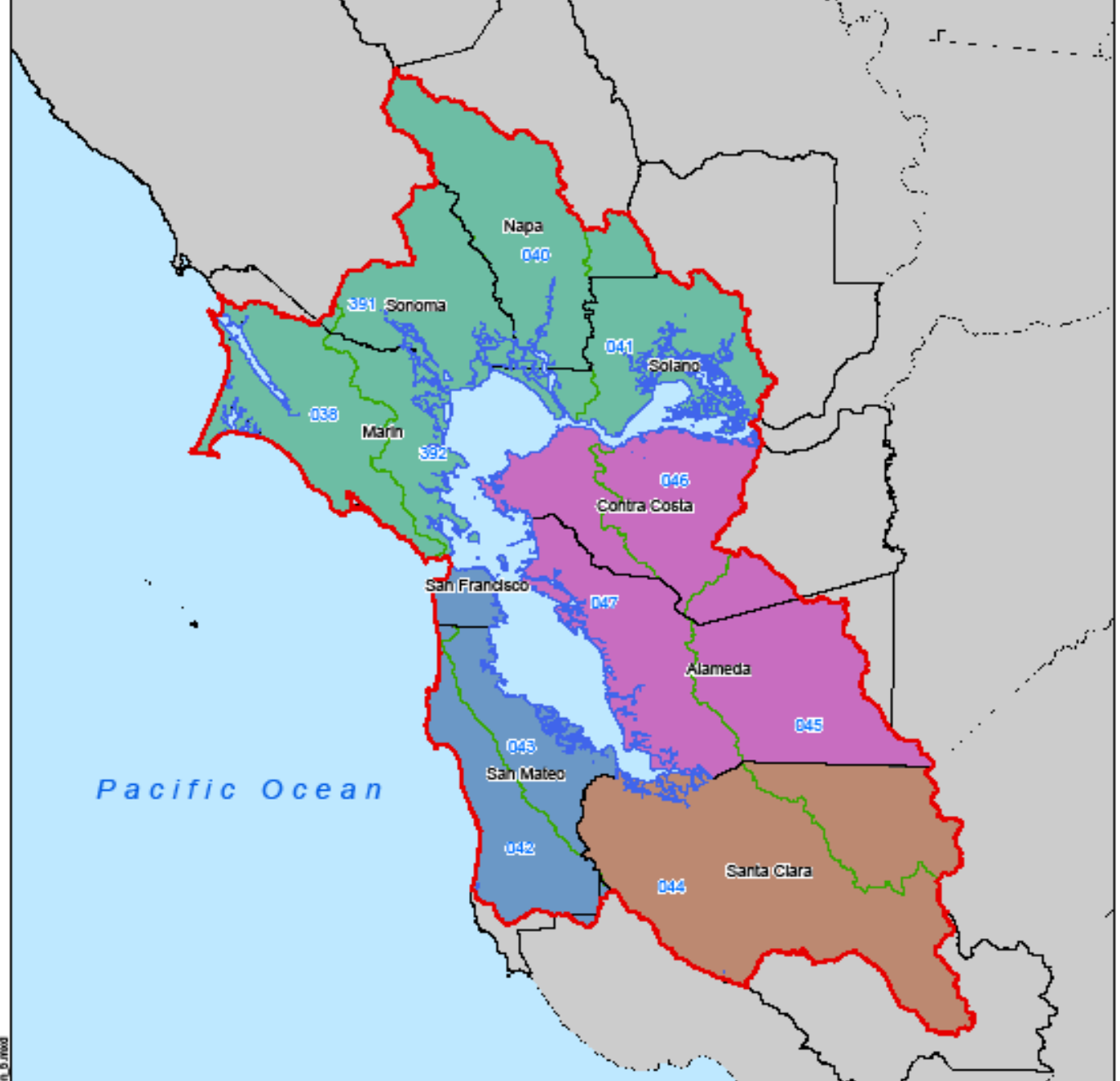
- Requires consistency with IRWM Plan



\$ in millions

Funding Areas and IRWM Regions





Option 5: Divide by 4 Subregions

Legend

BAIRWMP Funding Prop 84

North Bay Subregion-25% (including Land Area)

- Prop 50-

\$ 978,150/ \$12.5 m.

Population only

8 % to North bay

- Prop 84 Round 1

\$ 7.5 m/ \$ 29.5 m

Population and Area

25% to North bay

- Prop 84 Round 2-

\$ 5.4 m/\$19.3 m

Population and Area

28 % to North bay

Drought Round

\$ 8.4/ \$ 30 m

Population and Area

28% to North bay

Round 1-North Bay Share

Project	Funds requested	North bay share	%
Recycling	\$10 m	\$ 2.5 m	25 %
Conservation	\$ 9.202 m	\$ 3.078 m	~ 33.4 %
Green Infrastructure	\$4.315 m	0	0
Wetlands	\$3.75 m	\$1.25 m	33.3 %
Integrated...	\$ 2.182 m	~ \$666k	~ 30 %
Total	~ \$ 29.5 m	~ \$ 7.49 m	~25 %

Napa RCD- \$250 k –Rainwater

Napa San.- \$ 625 k- Recycling

City of Napa- \$330 k –Conservation

CEMAR-Steelhead-?

Prop 84 Round 2-North Bay

Marin

- **Conserving Our Watersheds** \$600,000
- **Lagunitas Creek Watershed Sediment Reduction and Management Project** \$630,000

Napa

- **Milliken Creek Flood Damage Reduction** \$500,000
- **Upper York Dam Removal - St. Helena** \$800,000

Sonoma

- **Petaluma Flood Impact Reduction, Water & Habitat Quality, Recreation, Phase IV** \$825,000
- **North Bay Water Reuse Program - Sonoma Valley Recycled Water Project - Phase 2** \$1,020,000

Regional

- STRAW \$ 400,000
- Conservation (~ \$2.5 m) \$ 643,125

City of Napa- \$ 127.5 k

\$ 5.4 m/ 28%

Drought Projects-2014

- **NBWRA-Napa San.-** \$ 4 m
 - **Recycling**
 - **MMWD-** \$.975 m
 - Water Smart Irrigation
 - **Stinson Beach-** \$.937 m
 - Water Supply and Conservation
 - **City of Calistoga** \$.75 m
 - **Recycling**
 - **Conservation** \$ 1.723 m
 - North Bay share **City of Napa- \$ 315 k**
- \$ 8.4 M/ ~ 28 %

2015 Round Process

\$ 41,305,435 to Bay Area

North bay target- ~ \$ 8.5 m (~ 22 %)

<http://bairwmp.org/funding/2015-round/2015-round-announcement>

- projects@bairwmp.org.
- Guidance- March 9, 2015
- Attachment A-Priorities/ Needs
- Attachment B-Scoring
- **Submittals due April 20, 2015**
 - **Online submittal**
 - <http://bairwmp.org/content/submitting-a-project-to-the-bay-area-irwmp>
 - **Log in required**

Anticipated 2015 IRWMP Prop 84 Project Selection/ Application Process for San Francisco Bay Area



Prop 1 Update

<http://vig.cdn.sos.ca.gov/2014/general/en/pdf/text-of-proposed-law-prop1.pdf>

Elements

- General Provisions
- Clean, Safe, and Reliable Drinking Water - \$ 520 m
- Protecting Rivers ,Lakes, Streams, Coastal Waters and Watersheds- \$ 1.495 B
- Regional Water Security, Climate, and Drought Preparedness- \$ 810 m
- Statewide Operational Improvement and Drought Preparedness \$ 2.7 b
- Water Recycling \$725 m
- Groundwater Sustainability \$ 900 m
- Flood Management \$ 395 m

II Bay Area Funding Opportunities

- Definite-Competitive funding

IRWM-	\$ 65 m	DWR
Conservation-	\$ 100 m	DWR
Stormwater Multi Benefit-	\$ 200 m	SWRCB
Ecosystem projects	\$ 100.5 m	SCC
Enhanced Stream flows	\$ 200 m	WCB
Watershed Restoration	\$ 285 m	DFW
Urban Streams	\$ 20 m	Sec. NR
Recycling	\$ 725 m	SWRCB
	(\$ 1.6955 B)	

- Maybe

Small Community Wastewater Systems-	\$ 260 m	SWRCB
Drinking Water Systems	\$ 260 m	SWRCB
Groundwater Sustainability (\$ 100 m for plans/Imp.)	\$ 900 m	SWRCB
Ocean Protection Trust -statewide coastal	\$ 90 m	OPC
Statewide Operational Improvement and Drought Preparedness	\$ 2.7 B	CWC

- Unlikely

Flood Management	\$ 395 m	DWR & CVFPB
Urban Creeks	\$ 100 m	(Los Angeles)

Feb. 17-Governor's Budget ~\$ 532.5 m

• IRWM	\$32.8M
• Watershed Restoration-Conservancies	\$83.5M
• SCC- \$15 m and OPC \$ 10 m	
• Watershed Restoration (non-delta and in-delta)-DFW	\$36.5M
• Enhanced Stream Flows (WCB)	\$38.9M
• Water Conservation (DWR)	\$23.2M
• Water Recycling and Desal (DWR)	\$5.5M
• Water Recycling and Treatment Tech (SWRCB)	\$131.7M
• Stormwater Management (SWRCB)	\$.6M
• Groundwater Management Planning (DWR)	\$21.3M
• Groundwater Management Cleanup (SWRCB)	\$.6M
• Urban rivers and creeks (Los Angeles)	\$ 19.1 m
• Storage- already appropriated-	\$ 3.3 m
• Wastewater (SWRCB)	\$ 66.3 m
• Drinking Water(SWRCB)	\$ 69.2

<http://www.lao.ca.gov/Publications/Detail/3171>

Other actions

<http://bondaccountability.resources.ca.gov/Guidelines.aspx?PropositionPK=48>

Draft Guidelines

- SCC Guidelines-March 19th- Oakland, 1330 Broadway 11th floor, from 2-4pm
- SWRCB- draft CWSRF intended use plan
- Wildlife Conservation Board-California Stream Flow Enhancement Program
- CDFW-Watershed Restoration
- CDFW-Water Quality, Ecosystem Restoration and Fish Protection Facilities – Delta-
- SWRCB- WATER RECYCLING FUNDING PROGRAM

Legislative Hearings

- Assembly Water, Parks and Wildlife Committee- Feb. 10
- Senate Budget and Fiscal Review Committee – Feb. 12
- Assembly Budget Subcommittee 3 Mar. 18
- Senate Budget Subcommittee 2 Mar. 19